



RIGANA MANUFACTURING SPEC SHEET

MINIMONITOR COMPLETE TEST KIT



Durban Branch

info@rigana.co.za +27 31 701 4988

Johannesburg Branch

sales@rigana.co.za +27 10 003 1958

Cape Town Branch

cptsales@rigana.co.za +27 10 003 1958

Visit Our Website: www.rigana.com
Shop Rigana Online: www.store.riganamnf.com







RIGANA MANUFACTURING

MINIMONITOR COMPLETE TEST KIT

PRODUCT INFORMATION

<ul style="list-style-type: none"> The Mark II version has the unique advantage of eliminating the “white spot.” This photograph of a filter membrane shows how all previously manufactured test kits, regardless of the brand, make a white spot in the center if the inlet pressure is high and the fuel sample is contaminated.  	<ul style="list-style-type: none"> This kit, including the carry case, weights only 4 pounds. The new style of carrying case provides a cavity which accepts the assembled kit, eliminating the need to disassemble each time the apparatus is stored.
<ul style="list-style-type: none"> The jet effect causes the white spot. In the new Mark II design, the inlet fuel to the plastic monitor is dispersed laterally to ensure a more uniform distribution of particles over the entire surface. The MiniMonitor® Kit is used to test aviation fuel for particulate contamination using the procedures described in ASTM D2276/IP216. 	<ul style="list-style-type: none"> The MiniMonitor® housing includes a flushing valve located on top of the monitor with a bypass hose and fittings. Before flushing the sample connection, move the arrow located on the flushing valve handle to the STOP position. Check the connections of the bypass nose for firm seating.
<ul style="list-style-type: none"> A measured volume of fuel is passed from a flowing pipe directly through a 0.8 micrometer membrane. The plastic monitor holding the membrane is placed in an aluminum housing. Dirt particles are caught on the membrane which can be visually color rated or weighed for a gravimetric rating. 	<ul style="list-style-type: none"> After the connections have been checked, move the arrow to the FLUSH position and allow one gallon (or specified volume) to collect in a measuring container. Then turn the valve to the TEST position to direct flow through the filter membrane.
<ul style="list-style-type: none"> The Mark II's lateral distribution is created by a unique discharge tube that enters the plastic monitor, as shown in this drawing. The large area of the four holes ensures that the flow rate is not affected. The MiniMonitor® Kit was developed by Gammon Technical Products, Inc. specifically for aircraft fuel testing with standard field monitors.  	<ul style="list-style-type: none"> This test volume may be from 1 to 5 gallons depending upon contract provisions. The membrane is then rated as to its color using the color rating booklet included in the kit. The darker the membrane, the dirtier the fuel.
<ul style="list-style-type: none"> Electrical bonding is a safety requirement of ASTM Method D2276/IP216. Our Bonding and Grounding Hose Assembly clips to the metal container (not shown) and also to the pipe fitting as shown in the photo. 	<ul style="list-style-type: none"> Some contracts require the weight of the contaminant to be determined. The same apparatus can be used but arrangements must be made with a laboratory.

GTP-172-H: MINIMONITOR® ASSEMBLY ONLY

- Flushing Head Valve
- Monitor Body
- Bonding and Grounding Hose Assembly
- Bypass Tee
- A set of replacement o-rings



Durban Branch

info@rigana.co.za | +27 31 701 4988

Johannesburg Branch

sales@rigana.co.za | +27 10 003 1958

Cape Town Branch

cptsales@rigana.co.za | +27 10 003 1958

Head Office Address: 17 Clark Road, Westmead, Pinetown, South Africa, 3610

Visit Our Website: www.rigana.co.za | Shop Online: www.store.riganamnf.com






RIGANA MANUFACTURING

MINIMONITOR COMPLETE TEST KIT

GTP-172 MARK II: COMPLETE TEST KIT

- Carrying case (GTP-9466)
- Mini Monitor Assembly (GTP-172H)
- Syringe (GTP-165)
- Sampling Kit #5 (GTP-5)
- Tweezers (GTP-2099)
- Color Classification Book (GTP-1074-1)
- Six plastic monitors (GTP-1985)
- Fifteen Mini Envelopes (GTP-1267)
- Monitor Opening Key (GTP-9182)


MiniMonitor equipment uses standard plastic monitors listed by ASTM for Method D2276/IP-216.



GTP-1110: BONDING & GROUNDING HOSE ASSEMBLY

Static charges are developed at a very high rate when aviation turbine fuel is passed through a filter membrane. These charges develop at an even higher rate when the fuel contains anti-static additive, but they are easily carried away by electrically bonding and grounding. Our model GTP-1110 is specially designed for this purpose.

Cable Data:	Type 304 stainless steel, 1/32" (0.79mm) diameter, 21 strands
Cable Length:	10 feet (3.0 meters)
Tubing Length:	6 feet (1.8 meters)



Durban Branch

info@rigana.co.za | +27 31 701 4988

Johannesburg Branch

sales@rigana.co.za | +27 10 003 1958

Cape Town Branch

cptsales@rigana.co.za | +27 10 003 1958

Head Office Address: 17 Clark Road, Westmead, Pinetown, South Africa, 3610

Visit Our Website: www.rigana.co.za | Shop Online: www.store.riganamnf.com

